Telescopic pillars
TELEMAG TLT







magnetic

Telescopic pillars TELEMAG TLT

Dual motor telescopic pillar Telemag TLT

The powerful and fast telescopic pillars TLT are equipped with two spindlemotors. The dual motor TLT is available with nominal load sup to 4 000 N and a push speed up to 42 mm/s. The Telemag TLT is extremely well suited for applications with small retraced lengths and great push forces. A large number of SKF control units and operating switches, which have been developed especially for the Telemag, is available for more control and flexibility. Telemag telescopic pillars have successfully proven their worth in medical, furniture, ergonomic as well as in industrial applications during years of use. For further information, please contact SKF.

Accessories and options:

- hall encoder 8 pulses/rev.
- integrated current cut-off
- mounting plates

Subject to technical modifications.

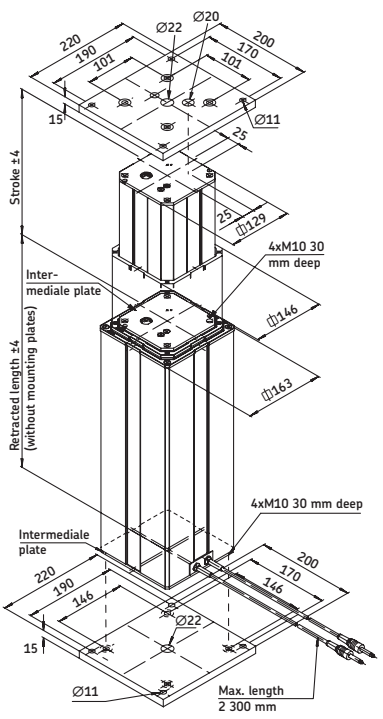

TLT 3-section

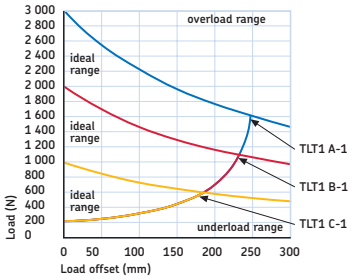

Lateral load diagram A1, B1, C1

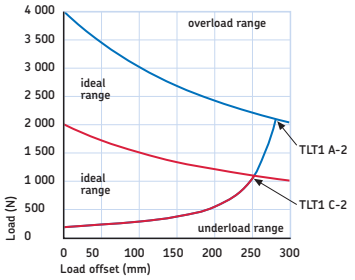

Lateral load diagram A2, C2

Stroke and retracted length:	Type	Stroke	Retracted length
		mm/inch	mm/inch
	TLT1.-.13..	300/11,81	320/12,60
	TLT1.-.14..	400/15,75	370/14,57
	TLT1.-.15..	500/19,69	420/16,54
	TLT1.-.16..	600/23,62	470/18,51
	TLT1.-.17..	700/2,56	520/20,48
	TLT1.-.23..	300/11,81	390/15,35
	TLT1.-.24..	400/15,75	440/17,32
	TLT1.-.25..	500/19,69	490/19,29
	TLT1.-.26..	600/23,62	540/21,26
	TLT1.-.27..	700/27,56	590/23,23

Technical data:	Unit	TLT10-C1	TLT10-B1	TLT10-C2	TLT10-A1	TLT10-A2*
Push force (max.)	N	1 000	2 000	2 000	3 000	4 000
Speed	mm/s	25 to 36	13 to 19	25 to 42	11 to 16	13 to 19
Stroke	mm	300 to 700	300 to 700	300 to 700	300 to 700	300 to 700
Retracted length 3-section	mm	320 to 520	320 to 520	390 to 590	320 to 520	390 to 590
Voltage	VDC	24	24	24	24	24
Current consumption	A	2x4	2x4	2x4,5	2x3,5	2x3,5
Duty cycle: intermittent operation	Int.	1/9	1/9	1/9	1/9	1/9
Ambient temperature	°C	+10 to +40	+10 to +40	+10 to +40	+10 to +40	+10 to +40
Protection class	IP	40	40	40	40	40
Weight	kg	15 to 30	15 to 30	15 to 30	15 to 30	15 to 30

*A2 units have a three times static safety factor for strokes 600 and 700 mm

Magnetic Elektromotoren AG
CH-4410 Liestal, Switzerland
Tel. +41 61 925 4111, Fax. +41 61 921 3704
E-mail sales@magnetic.ch

® SKF is a registered trademark of the SKF Group.

© SKF Group 2006
The contents of this publication are the copyright of the publisher and may not be reproduced (even extracts) unless prior written permission is granted. Every care has been taken to ensure the accuracy of the information contained in this publication but no liability can be accepted for any loss or damage whether direct, indirect or consequential arising out of the use of the information contained herein.

Publication **L5322,1670EN.0/07.01**

SKF